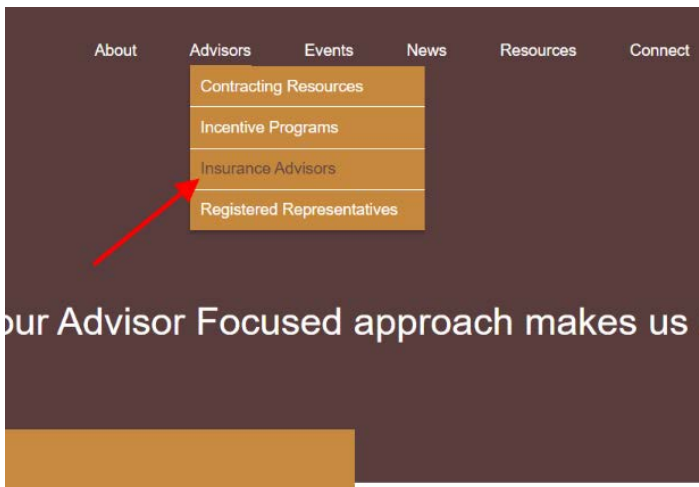


Create iPipeline user account

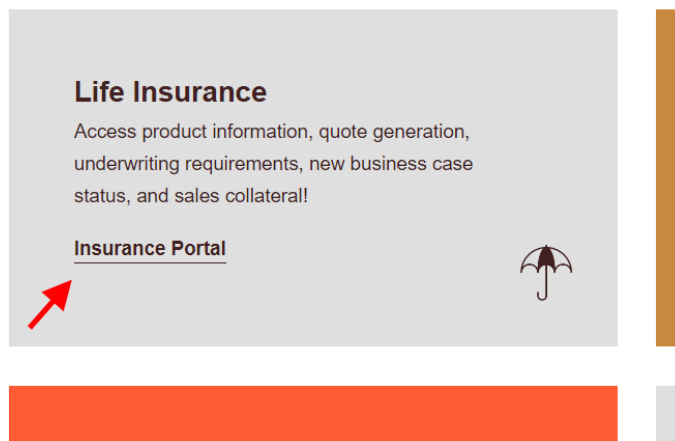
iPipeline is used for eApp, eForms, running quotes, product information, etc.

1. Login to the MSF website with your user id and password at <https://marketsharefinancial.com>.
2. Once logged in to the MSF website, select *Insurance Advisors* under *Advisors*.



3. On the *Life Insurance* card select *Insurance Portal*.


Insurance Advisors



4. In the *Case Design/Underwriting* section, select *iGo eApplications*.

Case Design/Underwriting

 [MSF HIPPA Form](#)

 [Life Quote Request Form](#)

 [Life Insurance Needs Analysis](#)

[Case Status Dashboard](#)

[Carrier Profiles](#)

[eForms](#)

[iGo eApplications](#)

[Paramed Exam Carriers](#)

[Product Profiles](#)

[Term Life Quotes - Online](#)

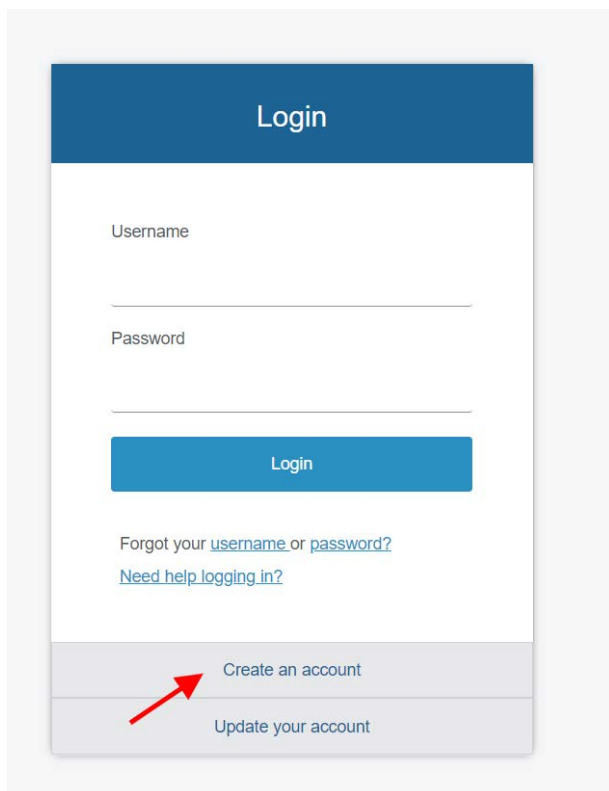
[Life Insurance Calculator](#)

[Life Insurance Needs Planner](#)

[XRAE - Field Underwriting](#)



5. Select *Create an Account*, follow the prompts and you will have an iPipeline user account!



Username

Password

Login

[Forgot your username or password?](#)

[Need help logging in?](#)


[Create an account](#)


[Update your account](#)

Going forward, you will need your iPipeline login to access the circled links.

Case Design/Underwriting

 [MSF HIPPA Form](#)

 [Life Quote Request Form](#)

 [Life Insurance Needs Analysis](#)

[Case Status Dashboard](#)

[Carrier Profiles](#)

[eForms](#)

[iGo eApplications](#)

[Paramed Exam Carriers](#)

[Product Profiles](#)

[Term Life Quotes - Online](#)

[Life Insurance Calculator](#)

[Life Insurance Needs Planner](#)

[XRAE - Field Underwriting](#)